

# Plan na pracę plastyczną „Traktor”




# Potrzebne rzeczy :

- farby,
- klej,
- nożyczki,
- ołówek,
- 2 rolki po papierze toaletowym,
- 5 nakrętek,
- wzór do wycięcia z dachem i oknami.





























KAMABEN  
Kleje  
magic  
dla biblioteki szko  
interligatogni, biura  
Kleje  
magic  
K pos.  
udentów










































# Możesz zrobić jeszcze przyczepę



# Miłej zabawy 😊

